

---

# 2001 KHSAA




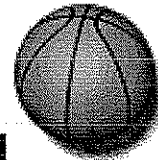
---

# BOYS' SWEET 16®

State Basketball Tournament

March 14-17

Rupp Arena • Lexington



**Final Game Stats**  
Thurs., March 15 • Session 4 • Game 1  
**Carlisle County Comets**  
vs.  
**Lafayette Generals**



the

**GREATEST**

**SHOW**

in

**hoops!**

**KHSAA BASKETBALL - GAME BOX SCORE**  
**CARLISLE COUNTY COMETS VS. LAFAYETTE GENERALS**

DATE: 03/15/2001 TIME: 7:00 PM SITE: KHSAA BOYS' SWEET 16-RUPP ARENA ATTENDANCE: UNKNOWN

VISITORS: LAFAYETTE GENERALS

##	NAME	P	FG	3 PT	FT	PTS	ORB	DRB	TR	PF	AST	TO	BS	ST	MIN
3	* JAMES GENTRY		5/12	2/4	3/4	15	3	0	3	3	4	2	0	3	32:01
11	* JEFF FLOYD		0/4	0/1	0/0	0	1	0	1	2	1	1	2	1	18:12
12	* ROBERT MADISON		8/16	0/3	1/3	17	2	3	5	2	3	2	0	7	31:39
23	* QUINTON ROBERTS		4/7	1/2	7/9	16	1	0	1	2	3	2	0	4	22:52
45	* VERNARD HAZARD		3/4	0/0	0/1	6	1	1	2	5	1	1	1	0	20:16
00	GENE COTTON														DNP
13	BRANDON RILEY		3/4	0/0	2/2	8	1	1	2	2	1	2	0	3	20:03
21	ANTHONY FAULKNER		0/0	0/0	0/0	0	0	0	0	0	0	0	0	0	0:22
22	TIM BAUMAN														DNP
32	NICK EVERMAN		0/0	0/0	0/0	0	0	0	0	0	0	0	0	0	0:22
35	KEVIN GRANTLIN														DNP
40	JEROD SMITH		0/0	0/0	0/0	0	0	0	0	0	0	0	0	0	0:22
42	DUDLEY HALL		0/2	0/0	0/0	0	0	3	3	0	0	0	0	0	13:56
24	MARCUS BARRON														DNP
52	BILAL EL-AMIN														DNP
TEAM							1	1	2						
TOTALS			23/49	3/10	13/19	62	10	9	19	16	13	10	3	18	160:05

TOTAL FG	1ST HALF	10/23	43.5%	2ND HALF	13/26	50.0%	GAME	23/49	46.9%
3 PT FG	1ST HALF	2/6	33.3%	2ND HALF	1/4	25.0%	GAME	3/10	30.0%
FREE THROWS	1ST HALF	1/3	33.3%	2ND HALF	12/16	75.0%	GAME	13/19	68.4%

HOME: CARLISLE COUNTY COMETS

##	NAME	P	FG	3 PT	FT	PTS	ORB	DRB	TR	PF	AST	TO	BS	ST	MIN
10	* DERECK LEMONS		1/1	0/0	0/0	2	2	1	3	4	1	2	0	2	25:01
15	* DUSTIN WILLIAMS		0/0	0/0	0/0	0	0	0	0	5	2	6	0	1	28:47
30	* DOUG O'NEILL		9/13	0/0	7/10	25	0	4	4	1	0	6	1	3	30:56
40	* PHILLIP GONZALES		3/3	0/0	0/0	6	1	3	4	0	0	1	0	0	18:40
44	* MATT HOSKINS		4/8	0/1	4/7	12	2	6	8	2	2	9	1	1	31:01
11	DIRK DRAPER		0/0	0/0	0/0	0	0	0	0	0	0	0	0	0	0:12
12	BRETT HOSKINS		0/0	0/0	0/0	0	0	0	0	2	0	0	0	0	2:21
14	KIRK ARNOLD		0/0	0/0	0/0	0	0	0	0	0	0	0	0	0	0:01
20	CODY MARTIN		0/0	0/0	0/0	0	0	1	1	0	0	0	0	0	0:22
22	LUCIAN ROGERS		0/1	0/1	0/0	0	0	0	0	0	0	0	0	0	0:22
23	BRETT REDDICK		0/0	0/0	0/0	0	0	0	0	0	0	0	0	0	0:22
34	MATT HOGENCAMP		1/3	0/0	0/0	2	1	2	3	0	0	0	1	0	12:59
42	JEFF SOLOMON		0/3	0/2	2/4	2	1	0	1	1	0	1	0	0	8:29
53	AUSTIN TYLER		0/0	0/0	0/0	0	0	0	0	0	0	0	0	0	0:22
54	KRISTOPHER KELLEY		0/0	0/0	0/0	0	0	0	0	0	0	0	0	0	0:10
TEAM							2	3	5						
TOTALS			18/32	0/4	13/21	49	9	20	29	15	5	25	3	7	160:05

TOTAL FG	1ST HALF	10/15	66.7%	2ND HALF	8/17	47.1%	GAME	18/32	56.3%
3 PT FG	1ST HALF	0/2	0.00%	2ND HALF	0/2	0.00%	GAME	0/4	0.00%
FREE THROWS	1ST HALF	4/8	50.0%	2ND HALF	9/13	69.2%	GAME	13/21	61.9%

	LAFAY	CAR		LAFAY	CAR		LAFAY	CAR
FREE THROW PTS	13	13	3PT POINTS	9	0	PTS/POSSESSION	0.85	0.66
PTS OFF TURNS	25	13	2ND CHANCE PTS	7	10	PTS OFF BENCH	8	4
TOTAL REBOUNDS	19	29	TEAM REBOUNDS	2	5	DEAD BALL REB	2	4
OFF REBOUND %	33.3	50.0	DEF REBOUND %	50.0	66.7	TOTAL REBOUND %	39.6	60.4

TECHNICAL FOULS LAFAY NONE  
 CAR NONE

OFFICIALS SCOTT JOHNSON, BRIAN SANDLIN, ANTHONY GRAY

	QTR 1	QTR 2	QTR 3	QTR 4	OT 1	OT 2	OT 3	OT 4	TOTAL
LAFAYETTE GENERALS	10	13	11	28	0	0	0	0	62
CARLISLE COUNTY COMETS	16	8	12	13	0	0	0	0	49

KHSAA BASKETBALL - PLAY BY PLAY REPORT - PERIOD: 1 (PG 1)  
 CARLISLE COUNTY COMETS VS. LAFAYETTE GENERALS  
 DATE: 03/15/2001 TIME: 7:00 PM SITE: KHSAA BOYS' SWEET 16-RUPP ARENA ATTENDANCE:

##	NAME	ACTION	ACTION	SCORE	CLOCK	DIFF	##	NAME	ACTION	ACTION
10	D LEMONS	START GAME					3	J GENTRY	START GAME	
15	D WILLIAMS	START GAME					11	J FLOYD	START GAME	
30	D O'NEILL	START GAME					12	R MADISON	START GAME	
40	P GONZALES	START GAME					23	Q ROBERTS	START GAME	
44	M HOSKINS	START GAME					45	V HAZARD	START GAME	
44	M HOSKINS	JUMP BALL WIN					45	V HAZARD	JUMP BALL LOSS	
30	D O'NEILL	FG MADE		2-0	1	7:58				
				2-2	1	7:44 +2				
40	P GONZALES	FG MADE		4-2	1	7:29 (T1)	12	R MADISON	FG MADE	
44	M HOSKINS	DEF REBOUND			1	6:51 +2				
30	D O'NEILL	FG MADE		6-2	1	6:27	3	J GENTRY	3PT ATTEMPT	
					1	6:18 +4				
30	D O'NEILL	STEAL			1	6:11	12	R MADISON	TURNOVER	
10	D LEMONS	TURNOVER			1	6:10				
					1	6:08				
				6-4	1	6:07	12	R MADISON	STEAL	
					1	6:05 +2	12	R MADISON	FG MADE	
44	M HOSKINS	FT MADE		7-4	1	5:27	23	Q ROBERTS	PERSONAL FOUL	
44	M HOSKINS	FT MADE		8-4	1	5:13 +3	12	R MADISON	PERSONAL FOUL	
40	P GONZALES	DEF REBOUND			1	5:13 +4				
40	P GONZALES	LAYUP MADE	44 M HOSKINS ASSIST	10-4	1	5:01	3	J GENTRY	LAYUP ATT	
					1	4:40 +6				
COMETS	DEF REBOUND				1	4:13	23	Q ROBERTS	FG ATTEMPT	3 J GENTRY OFF REB
40	P GONZALES	LAYUP MADE	44 M HOSKINS ASSIST	12-4	1	4:10	3	J GENTRY	PUTBACK ATT	
					1	3:52 +8				
				12-6	1	3:02	45	V HAZARD	FG ATTEMPT	23 Q ROBERTS OFF REB
					1	2:56 +6	45	V HAZARD	LAYUP MADE	23 Q ROBERTS ASSIST
40	P GONZALES	TURNOVER	(BAD PASS)		1	2:37				
					1	2:35	3	J GENTRY	STEAL	
				12-8	1	2:22	11	J FLOYD	FG ATTEMPT	45 V HAZARD OFF REB
					1	2:18 +4	45	V HAZARD	PUTBACK MADE	
10	D LEMONS	PERSONAL FOUL			1	2:18				
10	D LEMONS	LEAVE GAME			1	2:18				
34	M HOGENCAMP	ENTER GAME	FOR 40 P GONZALES		1	2:18				
42	J SOLOMON	ENTER GAME			1	2:18				
44	M HOSKINS	DEF REBOUND			1	2:18	45	V HAZARD	FT ATTEMPT	
42	J SOLOMON	FT ATTEMPT	COMETS DEADBALL REB		1	2:02	45	V HAZARD	PERSONAL FOUL	
42	J SOLOMON	FT ATTEMPT	44 M HOSKINS OFF REB		1	2:02				
					1	1:55				
44	M HOSKINS	FG MADE		14-8	1	1:34 +6				
10	D LEMONS	ENTER GAME	FOR 30 D O'NEILL		1	1:21				
					1	0:59	3	J GENTRY	FG ATTEMPT	12 R MADISON OFF REB
					1	0:58	12	R MADISON	PUTBACK ATT	12 R MADISON OFF REB
34	M HOGENCAMP	FG ATTEMPT	COMETS OFF REB	14-10	1	0:56 +4	12	R MADISON	PUTBACK MADE	
30	D O'NEILL	ENTER GAME	FOR 44 M HOSKINS		1	0:38	11	J FLOYD	BLOCK	
42	J SOLOMON	FG ATTEMPT	42 J SOLOMON OFF REB		1	0:38				
					1	0:22	11	J FLOYD	BLOCK	
					1	0:22	23	Q ROBERTS	PERSONAL FOUL	
42	J SOLOMON	FT MADE		15-10	1	0:22 +5	13	B RILEY	ENTER GAME	FOR 23 Q ROBERTS
42	J SOLOMON	FT MADE		16-10	1	0:22 +6				
COMETS	DEF REBOUND				1	0:00	12	R MADISON	3PT ATTEMPT	

END OF PERIOD SUMMARY COMETS 16 GENERALS 10

LARGEST LEAD: COMETS 12 GENERALS 4 (8 PTS)  
 LEAD IN PERIOD: COMETS 12 GENERALS 4 (8 PTS)  
 2 FOR 4 OPPO PTS  
 3 FOR 4 PTS  
 6/8 FOR 75.0 %  
 4/6 FOR 66.7 %

TURNOVERS  
 2ND CHANCES  
 FIELD GOALS  
 FREE THROWS

LEAD CHANGES: 0 TIES: 1  
 LEAD CHANGES: 0 TIES: 1 (THIS PERIOD)  
 1 FOR 0 OPPO PTS  
 5 FOR 6 PTS  
 5/14 FOR 35.7 %  
 0/1 FOR 0.00 %

KHSAA BASKETBALL - PLAY BY PLAY REPORT - PERIOD: 2 (PG 1)  
 CARLISLE COUNTY COMETS VS. LAFAYETTE GENERALS  
 DATE: 03/15/2001 TIME: 7:00 PM SITE: KHSAA BOYS' SWEET 16-RUPP ARENA ATTENDANCE:

##	NAME	ACTION	ACTION	SCORE	CLOCK	DIFF	##	NAME	ACTION	ACTION
10	D LEMONS	LEAVE GAME			2 8:00		42	D HALL	ENTER GAME	FOR 11 J FLOYD
15	D WILLIAMS	LEAVE GAME			2 8:00					
30	D O'NEILL	LEAVE GAME			2 8:00					
34	M HOGENCAMP	LEAVE GAME			2 8:00					
10	D LEMONS	ENTER GAME	FOR 42 J SOLOMON		2 8:00					
15	D WILLIAMS	ENTER GAME			2 8:00					
40	P GONZALES	ENTER GAME			2 8:00					
44	M HOSKINS	ENTER GAME			2 8:00					
30	D O'NEILL	ENTER GAME			2 8:00					
44	M HOSKINS	3PT ATTEMPT			2 7:43		12	R MADISON	DEF REBOUND	
44	M HOSKINS	DEF REBOUND			2 7:25		42	D HALL	FG ATTEMPT	
					2 7:23		3	J GENTRY	PERSONAL FOUL	
44	M HOSKINS	LAYUP MADE		18-10	2 7:11	+8				
					2 6:57		12	R MADISON	3PT ATTEMPT	3 J GENTRY OFF REB
					2 6:46		45	V HAZARD	TURNOVER	
					2 6:45					
10	D LEMONS	STEAL			2 6:21	+10				
30	D O'NEILL	FG MADE		20-10	2 6:20					
					2 5:59	+8	GENERALS	20 SEC TIME OUT		
					2 5:34		13	B RILEY	FG MADE	45 V HAZARD ASSIST
15	D WILLIAMS	TURNOVER			2 5:33					
					2 5:31	+6	3	J GENTRY	STEAL	
					2 5:14		3	J GENTRY	LAYUP MADE	
30	D O'NEILL	FG ATTEMPT			2 5:04	+4	42	D HALL	DEF REBOUND	
					2 5:03		3	J GENTRY	LAYUP MADE	
COMETS		20 SEC TIME OUT			2 5:03					
					2 5:03		11	J FLOYD	ENTER GAME	FOR 45 V HAZARD
10	D LEMONS	LEAVE GAME			2 5:03					
34	M HOGENCAMP	ENTER GAME	FOR 40 P GONZALES		2 5:03					
42	J SOLOMON	ENTER GAME			2 5:03					
42	J SOLOMON	3PT ATTEMPT	44 M HOSKINS OFF REB		2 4:51					
					2 4:51		11	J FLOYD	PERSONAL FOUL	
34	M HOGENCAMP	FG MADE		22-16	2 4:21	+6				
					2 3:48	+3	3	J GENTRY	3PT MADE	11 J FLOYD ASSIST
15	D WILLIAMS	TURNOVER			2 3:36					
					2 3:36		13	B RILEY	STEAL	
					2 3:36		13	B RILEY	TURNOVER	
44	M HOSKINS	TURNOVER			2 3:22					
					2 3:20		11	J FLOYD	STEAL	
					2 2:51		11	J FLOYD	TURNOVER	
30	D O'NEILL	STEAL			2 2:50					
30	D O'NEILL	LAYUP MADE		24-19	2 2:46	+5				
					2 2:02	+2	3	J GENTRY	3PT MADE	12 R MADISON ASSIST
					2 1:42					
					2 1:42		45	V HAZARD	ENTER GAME	FOR 42 D HALL
15	D WILLIAMS	LEAVE GAME			2 1:42					
10	D LEMONS	ENTER GAME	FOR 42 J SOLOMON		2 1:42					
12	B HOSKINS	ENTER GAME			2 1:42					
30	D O'NEILL	TURNOVER			2 1:38					
					2 1:37		12	R MADISON	STEAL	
					2 0:54		12	R MADISON	3PT ATTEMPT	3 J GENTRY OFF REB
10	D LEMONS	PERSONAL FOUL			2 0:51					
10	D LEMONS	LEAVE GAME			2 0:51					
15	D WILLIAMS	ENTER GAME	FOR 34 M HOGENCAMP		2 0:51					
40	P GONZALES	ENTER GAME			2 0:51					
					2 0:51	+1	3	J GENTRY	FT MADE	
					2 0:51		3	J GENTRY	FT ATTEMPT	11 J FLOYD OFF REB
40	P GONZALES	DEF REBOUND			2 0:50		11	J FLOYD	PUTBACK ATT	
					2 0:28		11	J FLOYD	PERSONAL FOUL	
44	M HOSKINS	FT ATTEMPT	COMETS DEADBALL REB		2 0:28		42	D HALL	ENTER GAME	FOR 11 J FLOYD
44	M HOSKINS	FT ATTEMPT			2 0:28					
15	D WILLIAMS	PERSONAL FOUL			2 0:28		42	D HALL	DEF REBOUND	
12	B HOSKINS	PERSONAL FOUL			2 0:07					
12	B HOSKINS	PERSONAL FOUL			2 0:03					
12	B HOSKINS	PERSONAL FOUL			2 0:01					
14	K ARNOLD	ENTER GAME	FOR 12 B HOSKINS		2 0:01					

END OF PERIOD SUMMARY COMETS 24 GENERALS 23

LARGEST LEAD: COMETS 20 GENERALS 10 (10 PTS)  
 LEAD IN PERIOD: COMETS 20 GENERALS 10 (10 PTS)

4 FOR 3 OPPO PTS  
 1 FOR 2 PTS  
 4/7 FOR 57.1 %  
 0/2 FOR 0.00 %

TURNOVERS  
 2ND CHANCES  
 FIELD GOALS  
 FREE THROWS

LEAD CHANGES: 0 TIES: 1  
 LEAD CHANGES: 0 TIES: 0 (THIS PERIOD)  
 3 FOR 4 OPPO PTS  
 3 FOR 1 PTS  
 5/9 FOR 55.6 %  
 1/2 FOR 50.0 %

**KHSAA BASKETBALL - GAME BOX SCORE**  
**CARLISLE COUNTY COMETS VS. LAFAYETTE GENERALS**

DATE: 03/15/2001 TIME: 7:00 PM SITE: KHSAA BOYS' SWEET 16-RUPP ARENA ATTENDANCE: UNKNOWN

VISITORS: LAFAYETTE GENERALS																
##	NAME	P	FG	3 Pt	FT	PTS	ORB	DRB	TR	PF	AST	TO	BS	ST	MIN	
3	* JAMES GENTRY		4/8	2/3	1/2	11	3	0	3	1	0	0	0	2	16:00	
11	* JEFF FLOYD		0/2	0/0	0/0	0	1	0	1	2	1	1	2	1	12:35	
12	* ROBERT MADISON		3/7	0/3	0/0	6	2	1	3	1	1	1	0	2	16:00	
23	* QUINTON ROBERTS		0/1	0/0	0/0	0	1	0	1	2	1	0	0	0	7:38	
45	* VERNARD HAZARD		2/3	0/0	0/1	4	1	0	1	1	1	1	0	0	12:39	
00	GENE COTTON		0/0	0/0	0/0	0	0	0	0	0	0	0	0	0	DNP	
13	BRANDON RILEY		1/1	0/0	0/0	2	0	0	0	0	0	1	0	1	8:22	
21	ANTHONY FAULKNER		0/0	0/0	0/0	0	0	0	0	0	0	0	0	0	DNP	
22	TIM BAUMAN		0/0	0/0	0/0	0	0	0	0	0	0	0	0	0	DNP	
32	NICK EVERMAN		0/0	0/0	0/0	0	0	0	0	0	0	0	0	0	DNP	
35	KEVIN GRANTLIN		0/0	0/0	0/0	0	0	0	0	0	0	0	0	0	DNP	
40	JEROD SMITH		0/0	0/0	0/0	0	0	0	0	0	0	0	0	0	DNP	
42	DUDLEY HALL		0/1	0/0	0/0	0	0	2	2	0	0	0	0	0	6:46	
24	MARCUS BARRON		0/0	0/0	0/0	0	0	0	0	0	0	0	0	0	DNP	
52	BILAL EL-AMIN		0/0	0/0	0/0	0	0	0	0	0	0	0	0	0	DNP	
	TEAM					0	0	0	0							
	TOTALS		10/23	2/6	1/3	23	8	3	11	7	4	4	2	6	80	

TOTAL FG	1ST HALF	10/23	43.5%	2ND HALF	0/0	0.00%	GAME	10/23	43.5%
3 PT FG	1ST HALF	2/6	33.3%	2ND HALF	0/0	0.00%	GAME	2/6	33.3%
FREE THROWS	1ST HALF	1/3	33.3%	2ND HALF	0/0	0.00%	GAME	1/3	33.3%

HOME: CARLISLE COUNTY COMETS																
##	NAME	P	FG	3 Pt	FT	PTS	ORB	DRB	TR	PF	AST	TO	BS	ST	MIN	
10	* DERECK LEMONS		0/0	0/0	0/0	0	0	0	0	2	0	1	0	1	10:51	
15	* DUSTIN WILLIAMS		0/0	0/0	0/0	0	0	0	0	1	0	2	0	0	15:09	
30	* DOUG O'NEILL		4/5	0/0	0/0	8	0	0	0	0	0	1	0	2	15:17	
40	* PHILLIP GONZALES		3/3	0/0	0/0	6	0	2	2	0	0	1	0	0	9:30	
44	* MATT HOSKINS		2/3	0/1	2/4	6	2	3	5	0	2	1	0	0	15:22	
11	DIRK DRAPER		0/0	0/0	0/0	0	0	0	0	0	0	0	0	0	DNP	
12	BRETT HOSKINS		0/0	0/0	0/0	0	0	0	0	2	0	0	0	0	1:41	
14	KIRK ARNOLD		0/0	0/0	0/0	0	0	0	0	0	0	0	0	0	0:01	
20	CODY MARTIN		0/0	0/0	0/0	0	0	0	0	0	0	0	0	0	DNP	
22	LUCIAN ROGERS		0/0	0/0	0/0	0	0	0	0	0	0	0	0	0	DNP	
23	BRETT REDDICK		0/0	0/0	0/0	0	0	0	0	0	0	0	0	0	DNP	
34	MATT HOGENCAMP		1/2	0/0	0/0	2	0	0	0	0	0	0	0	0	6:30	
42	JEFF SOLOMON		0/2	0/1	2/4	2	1	0	1	0	0	0	0	0	5:39	
53	AUSTIN TYLER		0/0	0/0	0/0	0	0	0	0	0	0	0	0	0	DNP	
54	KRISTOPHER KELLEY		0/0	0/0	0/0	0	0	0	0	0	0	0	0	0	DNP	
	TEAM						1	2	3							
	TOTALS		10/15	0/2	4/8	24	4	7	11	5	2	6	0	3	80	

TOTAL FG	1ST HALF	10/15	66.7%	2ND HALF	0/0	0.00%	GAME	10/15	66.7%
3 PT FG	1ST HALF	0/2	0.00%	2ND HALF	0/0	0.00%	GAME	0/2	0.00%
FREE THROWS	1ST HALF	4/8	50.0%	2ND HALF	0/0	0.00%	GAME	4/8	50.0%

	LAFAY	CAR		LAFAY	CAR		LAFAY	CAR
FREE THROW PTS	1	4	3PT POINTS	6	0	PTS/POSSESSION	0.72	0.80
PTS OFF TURNOVERS	7	4	2ND CHANCE POINTS	7	6	PTS OFF BENCH	2	4
TOTAL REBOUNDS	11	11	TEAM REBOUNDS	0	3	DEAD BALL REB	0	2
OFF REBOUND %	53.3	57.1	DEF REBOUND %	42.9	46.7	TOTAL REBOUND %	50.0	50.0

TECHNICAL FOULS LAFAY NONE  
 CAR NONE  
 OFFICIALS SCOTT JOHNSON, BRIAN SANDLIN, ANTHONY GRAY

	QTR 1	QTR 2	QTR 3	QTR 4	OT 1	OT 2	OT 3	OT 4	TOTAL
LAFAYETTE GENERALS	10	13	0	0	0	0	0	0	23
CARLISLE COUNTY COMETS	16	8	0	0	0	0	0	0	24

KHSAA BASKETBALL - PLAY BY PLAY REPORT - PERIOD: 3 (PG 1)  
 CARLISLE COUNTY COMETS VS. LAFAYETTE GENERALS  
 DATE: 03/15/2001 TIME: 7:00 PM SITE: KHSAA BOYS' SWEET 16-RUPP ARENA ATTENDANCE:

#	NAME	ACTION	ACTION	SCORE	CLOCK	DIFF	##	NAME	ACTION	ACTION
					3 8:00		3	J GENTRY	LEAVE GAME	
					3 8:00		12	R MADISON	LEAVE GAME	
					3 8:00		45	V HAZARD	LEAVE GAME	
					3 8:00		13	B RILEY	LEAVE GAME	
					3 8:00		42	D HALL	LEAVE GAME	
					3 8:00					
15	D WILLIAMS	LEAVE GAME			3 8:00					
30	D O'NEILL	LEAVE GAME			3 8:00					
40	P GONZALES	LEAVE GAME			3 8:00					
44	M HOSKINS	LEAVE GAME			3 8:00					
10	D LEMONS	ENTER GAME	FOR 14 K ARNOLD		3 8:00					
15	D WILLIAMS	ENTER GAME			3 8:00					
30	D O'NEILL	ENTER GAME			3 8:00					
40	P GONZALES	ENTER GAME			3 8:00					
44	M HOSKINS	ENTER GAME			3 8:00					
					3 8:00					
					3 8:00		3	J GENTRY	ENTER GAME	
					3 8:00		11	J FLOYD	ENTER GAME	
					3 8:00		12	R MADISON	ENTER GAME	
					3 8:00		23	Q ROBERTS	ENTER GAME	
					3 8:00		45	V HAZARD	ENTER GAME	
					3 7:33		11	J FLOYD	FG ATTEMPT	
30	D O'NEILL	DEF REBOUND			3 7:26					
15	D WILLIAMS	TURNOVER	(BAD PASS)		3 7:10		11	J FLOYD	3PT ATTEMPT	
44	M HOSKINS	DEF REBOUND			3 6:38					
10	D LEMONS	TURNOVER	(BAD PASS)		3 6:34		3	J GENTRY	TURNOVER	
44	M HOSKINS	LAYUP ATT	10 D LEMONS OFF REB		3 6:31					
10	D LEMONS	PUTBACK MADE		26-23	3 6:30	+3				
44	M HOSKINS	DEF REBOUND			3 6:05		3	J GENTRY	3PT ATTEMPT	
					3 5:49		45	V HAZARD	PERSONAL FOUL	
30	D O'NEILL	FT ATTEMPT	COMETS DEADBALL REB		3 5:49					
30	D O'NEILL	FT ATTEMPT	10 D LEMONS OFF REB		3 5:49					
					3 5:31		45	V HAZARD	PERSONAL FOUL	
					3 5:31		42	D HALL	ENTER GAME	FOR 45 V HAZARD
30	D O'NEILL	FT MADE		27-23	3 5:31	+4				
30	D O'NEILL	FT MADE		28-23	3 5:31	+5				
30	D O'NEILL	DEF REBOUND			3 5:13		42	D HALL	FG ATTEMPT	
30	D O'NEILL	TURNOVER			3 5:10					
					3 5:09		12	R MADISON	STEAL	
					3 5:05		12	R MADISON	FG ATTEMPT	GENERALS OFF REB
15	D WILLIAMS	TURNOVER	(BAD PASS)	28-25	3 4:53	+3	12	R MADISON	FG MADE	23 Q ROBERTS ASSIST
COMETS		DEF REBOUND			3 4:13					
					3 4:03		23	Q ROBERTS	LAYUP ATT	
COMETS		20 SEC TIME OUT			3 4:02		13	B RILEY	ENTER GAME	FOR 11 J FLOYD
30	D O'NEILL	LAYUP MADE	15 D WILLIAMS ASSIST	30-25	3 3:55					
10	D LEMONS	PERSONAL FOUL		30-27	3 3:45	+5				
34	M HOGENCAMP	ENTER GAME	FOR 40 P GONZALES		3 3:26	+3	23	Q ROBERTS	FG MADE	
					3 3:25					
30	D O'NEILL	TURNOVER		30-28	3 3:25	+2	23	Q ROBERTS	FT MADE	
					3 3:23					
30	D O'NEILL	BLOCK	44 M HOSKINS DEF REB		3 3:23		23	Q ROBERTS	STEAL	
44	M HOSKINS	TURNOVER			3 3:21		12	R MADISON	FG ATTEMPT	
					3 3:18					
44	M HOSKINS	PERSONAL FOUL			3 3:17		23	Q ROBERTS	STEAL	
					3 3:16					
10	D LEMONS	DEF REBOUND			3 3:16		12	R MADISON	FT ATTEMPT	GENERALS DEADBALL REB
30	D O'NEILL	FG ATTEMPT	COMETS OFF REB		3 3:16		12	R MADISON	FT ATTEMPT	
44	M HOSKINS	FG MADE		32-28	3 3:05					
					3 3:03	+4				
15	D WILLIAMS	STEAL			3 2:44		12	R MADISON	TURNOVER	(BAD PASS)
44	M HOSKINS	LAYUP MADE		34-28	3 2:41					
					3 2:40	+6				
12	B HOSKINS	ENTER GAME	FOR 15 D WILLIAMS		3 2:40		12	R MADISON	PERSONAL FOUL	
44	M HOSKINS	FT MADE		35-28	3 2:40	+7				
					3 2:40					
30	D O'NEILL	TURNOVER		35-30	3 2:18	+5	12	R MADISON	FG MADE	3 J GENTRY ASSIST
					3 2:06					
15	D WILLIAMS	ENTER GAME	FOR 12 B HOSKINS	35-32	3 2:06	+3	3	J GENTRY	STEAL	
42	J SOLOMON	ENTER GAME	FOR 10 D LEMONS		3 2:02		12	R MADISON	LAYUP MADE	3 J GENTRY ASSIST
44	M HOSKINS	TURNOVER			3 2:00					
					3 1:56					
					3 1:55		12	R MADISON	STEAL	
34	M HOGENCAMP	DEF REBOUND			3 1:50		23	Q ROBERTS	3PT ATTEMPT	13 B RILEY OFF REB
					3 1:48		13	B RILEY	PUTBACK ATT	
44	M HOSKINS	FT ATTEMPT	COMETS DEADBALL REB		3 1:29		3	J GENTRY	PERSONAL FOUL	
44	M HOSKINS	FT MADE		36-32	3 1:29	+4				
34	M HOGENCAMP	BLOCK	30 D O'NEILL DEF REB		3 1:29					
					3 1:13		3	J GENTRY	FG ATTEMPT	
40	P GONZALES	ENTER GAME	FOR 34 M HOGENCAMP		3 1:10		3	J GENTRY	PERSONAL FOUL	
42	J SOLOMON	TURNOVER			3 1:10					
					3 0:53					
15	D WILLIAMS	PERSONAL FOUL		36-33	3 0:52	+3	23	Q ROBERTS	STEAL	
				36-34	3 0:50	+2	3	J GENTRY	FT MADE	
					3 0:50		3	J GENTRY	FT MADE	
44	M HOSKINS	FG ATTEMPT	40 P GONZALES OFF REB		3 0:43		13	B RILEY	PERSONAL FOUL	

END OF PERIOD SUMMARY COMETS 36 GENERALS 34

LARGEST LEAD: COMETS 20 GENERALS 10 (10 PTS)  
 LEAD IN PERIOD: COMETS 35 GENERALS 28 (7 PTS)  
 9 FOR 6 OPPO PTS  
 4 FOR 4 PTS  
 4/7 FOR 57.1 %  
 4/7 FOR 57.1 %

TURNOVERS  
 2ND CHANCES  
 FIELD GOALS  
 FREE THROWS

LEAD CHANGES: 0 TIES: 1  
 LEAD CHANGES: 0 TIES: 0 (THIS PERIOD)  
 2 FOR 5 OPPO PTS  
 2 FOR 0 PTS  
 4/14 FOR 28.6 %  
 3/5 FOR 60.0 %

KHSAA BASKETBALL - PLAY BY PLAY REPORT - PERIOD: 4 (PG 1)  
 CARLISLE COUNTY COMETS VS. LAFAYETTE GENERALS  
 DATE: 03/15/2001 TIME: 7:00 PM SITE: KHSAA BOYS' SWEET 16-RUPP ARENA ATTENDANCE:

##	NAME	ACTION	ACTION	SCORE	CLOCK	DIFF	##	NAME	ACTION	ACTION
30	D O'NEILL	FG ATTEMPT			4 8:00		45	V HAZARD	ENTER GAME	FOR 42 D HALL
					4 7:42		45	V HAZARD	BLOCK	12 R MADISON DEF REB
				36-36	4 7:41			GENERALS	20 SEC TIME OUT	
30	D O'NEILL	FG MADE	15 D WILLIAMS ASSIST	38-36	4 7:19 (T2)	+2	23	Q ROBERTS	FG MADE	
40	P GONZALES	DEF REBOUND			4 6:55					
44	M HOSKINS	TURNOVER			4 6:32		12	R MADISON	FG ATTEMPT	
					4 6:20					
				38-38	4 6:20		23	Q ROBERTS	STEAL	
44	M HOSKINS	TURNOVER	(FUMBLE)		4 6:04 (T3)		13	B RILEY	LAYUP MADE	
					4 5:56					
10	D LEMONS	STEAL			4 5:40		23	Q ROBERTS	TURNOVER	
30	D O'NEILL	TURNOVER			4 5:39					
					4 5:29					
15	D WILLIAMS	PERSONAL FOUL			4 5:28		12	R MADISON	STEAL	
					4 5:22					
				38-39	4 5:22 -1 (L1)		23	Q ROBERTS	FT ATTEMPT	GENERALS DEADBALL REB
					4 5:22		23	Q ROBERTS	FT MADE	
44	M HOSKINS	TURNOVER	(TRAVELING)		4 5:12		11	J FLOYD	ENTER GAME	FOR 23 Q ROBERTS
					4 5:11					
15	D WILLIAMS	TURNOVER	(TRAVELING)		4 5:00		13	B RILEY	TURNOVER	(BAD PASS)
					4 4:42 -3		45	V HAZARD	FG MADE	13 B RILEY ASSIST
				38-41	4 4:35		13	B RILEY	PERSONAL FOUL	
					4 4:35		23	Q ROBERTS	ENTER GAME	FOR 11 J FLOYD
34	M HOGENCAMP	ENTER GAME	FOR 40 P GONZALES		4 4:35					
30	D O'NEILL	FT MADE		39-41	4 4:35 -2					
30	D O'NEILL	FT ATTEMPT			4 4:35		12	R MADISON	DEF REBOUND	
					4 4:03		23	Q ROBERTS	TURNOVER	(FUMBLE)
30	D O'NEILL	STEAL			4 4:00					
					4 3:55		45	V HAZARD	PERSONAL FOUL	
30	D O'NEILL	FT MADE		40-41	4 3:55 -1		42	D HALL	ENTER GAME	FOR 45 V HAZARD
30	D O'NEILL	FT MADE		41-41	4 3:55 (T4)					
				41-44	4 3:38 -3		23	Q ROBERTS	3PT MADE	12 R MADISON ASSIST
44	M HOSKINS	TURNOVER			4 3:32					
					4 3:31		13	B RILEY	STEAL	
44	M HOSKINS	BLOCK	34 M HOGENCAMP DEF REB		4 3:16		3	J GENTRY	FG ATTEMPT	
30	D O'NEILL	LAYUP MADE	10 D LEMONS ASSIST	43-44	4 3:05 -1					
					4 3:00					
30	D O'NEILL	PERSONAL FOUL			4 2:46					
					4 2:46					
				43-46	4 2:40 -3		11	J FLOYD	ENTER GAME	FOR 42 D HALL
15	D WILLIAMS	TURNOVER			4 2:29		23	Q ROBERTS	FG MADE	
					4 2:29		12	R MADISON	STEAL	
30	D O'NEILL	DEF REBOUND			4 2:07		12	R MADISON	FG ATTEMPT	
44	M HOSKINS	TURNOVER			4 1:59					
					4 1:58		13	B RILEY	STEAL	
15	D WILLIAMS	PERSONAL FOUL		43-48	4 1:55 -5		12	R MADISON	LAYUP MADE	3 J GENTRY ASSIST
					4 1:54					
					4 1:54		45	V HAZARD	ENTER GAME	FOR 11 J FLOYD
COMETS	TIME OUT				4 1:54					
42	J SOLOMON	ENTER GAME	FOR 10 D LEMONS	43-49	4 1:54 -6		12	R MADISON	FT MADE	
					4 1:43		13	B RILEY	DEF REBOUND	
42	J SOLOMON	3PT ATTEMPT			4 1:42					
15	D WILLIAMS	PERSONAL FOUL			4 1:42					
10	D LEMONS	ENTER GAME	FOR 15 D WILLIAMS	43-50	4 1:42 -7		13	B RILEY	FT MADE	
				43-51	4 1:42 -8		13	B RILEY	FT MADE	
44	M HOSKINS	TURNOVER			4 1:35					
					4 1:34		12	R MADISON	STEAL	
30	D O'NEILL	LAYUP MADE		43-53	4 1:33 -10		12	R MADISON	LAYUP MADE	23 Q ROBERTS ASSIST
				45-53	4 1:23 -8					
30	D O'NEILL	LAYUP ATT	34 M HOGENCAMP OFF REB	45-55	4 1:16 -10		3	J GENTRY	LAYUP MADE	12 R MADISON ASSIST
34	M HOGENCAMP	PUTBACK ATT			4 1:06					
				45-57	4 0:58 -12		45	V HAZARD	DEF REBOUND	
					4 0:51		13	B RILEY	LAYUP MADE	3 J GENTRY ASSIST
					4 0:51		45	V HAZARD	PERSONAL FOUL	
30	D O'NEILL	FT MADE		46-57	4 0:51 -11		42	D HALL	ENTER GAME	FOR 45 V HAZARD
30	D O'NEILL	FT MADE		47-57	4 0:51 -10					
					4 0:44		3	J GENTRY	TURNOVER	
44	M HOSKINS	STEAL			4 0:42					
30	D O'NEILL	FG MADE		49-57	4 0:42 -8					
COMETS	TIME OUT				4 0:42					
44	M HOSKINS	PERSONAL FOUL		49-58	4 0:39 -9		23	Q ROBERTS	FT MADE	
				49-59	4 0:39 -10		23	Q ROBERTS	FT MADE	
30	D O'NEILL	TURNOVER	(FUMBLE)		4 0:34					
42	J SOLOMON	PERSONAL FOUL		49-60	4 0:33 -11		23	Q ROBERTS	FT MADE	
				49-61	4 0:33 -12		23	Q ROBERTS	FT MADE	
					4 0:33			GENERALS	TIME OUT	
44	M HOSKINS	LAYUP ATT			4 0:26		42	D HALL	DEF REBOUND	
10	D LEMONS	PERSONAL FOUL			4 0:21					
10	D LEMONS	LEAVE GAME			4 0:21					
30	D O'NEILL	LEAVE GAME			4 0:21					
44	M HOSKINS	LEAVE GAME			4 0:21					
34	M HOGENCAMP	LEAVE GAME			4 0:21					

KHSAA BASKETBALL - PLAY BY PLAY REPORT - PERIOD: 4 (PG 2)  
 CARLISLE COUNTY COMETS VS. LAFAYETTE GENERALS  
 DATE: 03/15/2001 TIME: 7:00 PM SITE: KHSAA BOYS' SWEET 16-RUPP ARENA ATTENDANCE:

##	NAME	ACTION	ACTION	SCORE	CLOCK	DIFF	##	NAME	ACTION	ACTION
20	C MARTIN	ENTER GAME	FOR 42 J SOLOMON		4 0:21					
22	L ROGERS	ENTER GAME			4 0:21					
23	B REDDICK	ENTER GAME			4 0:21					
53	A TYLER	ENTER GAME			4 0:21					
54	K KELLEY	ENTER GAME			4 0:21					
					4 0:21		12	R MADISON	LEAVE GAME	
					4 0:21		13	B RILEY	LEAVE GAME	
					4 0:21		21	A FAULKNER	ENTER GAME	FOR 42 D HALL
					4 0:21		32	N EVERMAN	ENTER GAME	
					4 0:21		40	J SMITH	ENTER GAME	
				49-62	4 0:21	-13	23	Q ROBERTS	FT MADE	
20	C MARTIN	DEF REBOUND			4 0:21		23	Q ROBERTS	FT ATTEMPT	
22	L ROGERS	3PT ATTEMPT			4 0:13			GENERALS	DEF REBOUND	
11	D DRAPER	ENTER GAME	FOR 54 K KELLEY		4 0:11					

END OF PERIOD SUMMARY COMETS 49 GENERALS 62

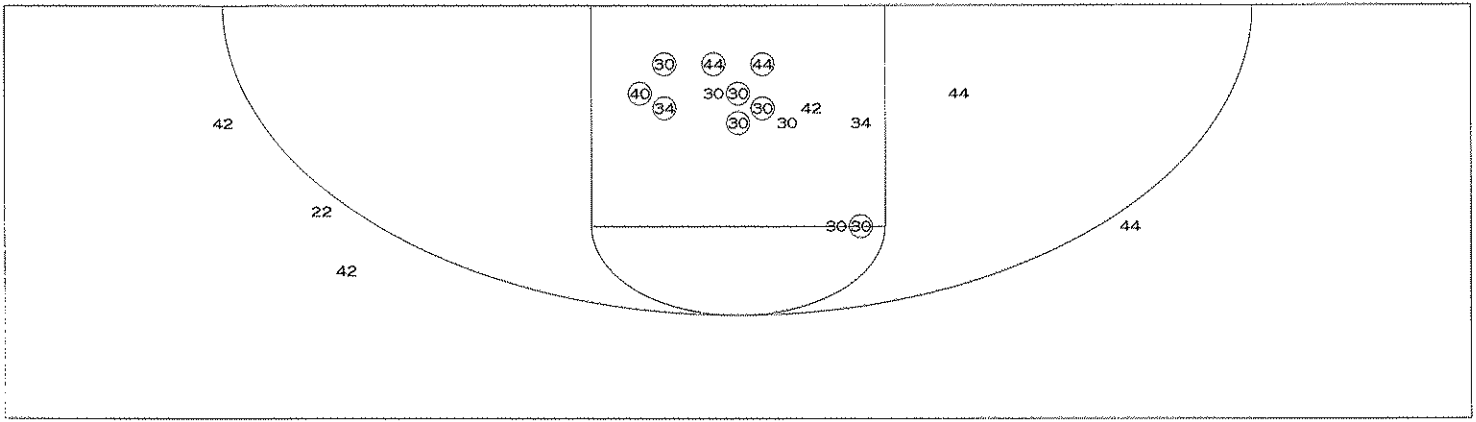
LARGEST LEAD: COMETS 49 GENERALS 62 (13 PTS)  
 LEAD IN PERIOD: COMETS 49 GENERALS 62 (13 PTS)  
 10 FOR 12 OPPO PTS  
 1 FOR 0 PTS  
 4/10 FOR 40.0 %  
 5/6 FOR 83.3 %

TURNOVERS  
 2ND CHANCES  
 FIELD GOALS  
 FREE THROWS

LEAD CHANGES: 1 TIES: 4  
 LEAD CHANGES: 1 TIES: 3 (THIS PERIOD)  
 4 FOR 4 OPPO PTS  
 0 FOR 0 PTS  
 9/12 FOR 75.0 %  
 9/11 FOR 81.8 %

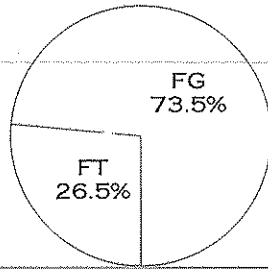


**KHSAA BASKETBALL - TEAM SHOT CHART FOR THE COMETS**  
**CARLISLE COUNTY COMETS VS. LAFAYETTE GENERALS**  
 DATE: 03/15/2001 TIME: 7:00 PM SITE: KHSAA BOYS' SWEET 16-RUPP ARENA

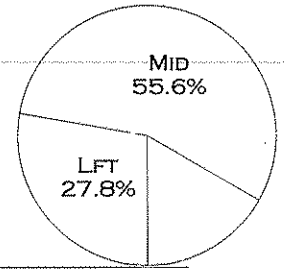


SHOT SUMMARY	M/A	%	PTS
3PT FG	0/4	0.0%	0
2PT FG	18/28	64.3%	36
LAYUPS - L	5/6	83.3%	10
LAYUPS - R	3/5	60.0%	6
DUNKS	0/0	0.0%	0
PUTBACKS	1/2	50.0%	2
OVERALL SHOOTING	18/32	56.3%	36
FREE THROWS	13/21	61.9%	13
TOTAL POINTS			49

SCORING DISTRIBUTION




SCORING LOCATIONS

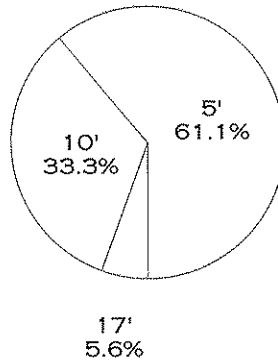


BY PERIOD	FG	FGA	FG%	3PT	3PA	3P%	FT	FTA	FT%	PTS	ORB	DRB	TR	PF	AST	TO	BS	ST	P/S	RGT
1ST PERIOD	6	8	75.0	0	0	0.00	4	6	66.7	16	3	5	8	1	2	2	0	1	1.45	16.7%
2ND PERIOD	4	7	57.1	0	2	0.00	0	2	0.00	8	1	2	3	4	0	4	0	2	1.00	
3RD PERIOD	4	7	57.1	0	0	0.00	4	7	57.1	12	4	9	13	3	1	9	2	1	1.20	
4TH PERIOD	4	10	40.0	0	2	0.00	5	6	83.3	13	1	4	5	7	2	10	1	3	1.00	
GAME	18	32	56.3	0	4	0.00	13	21	61.9	49	9	20	29	15	5	25	3	7	1.17	

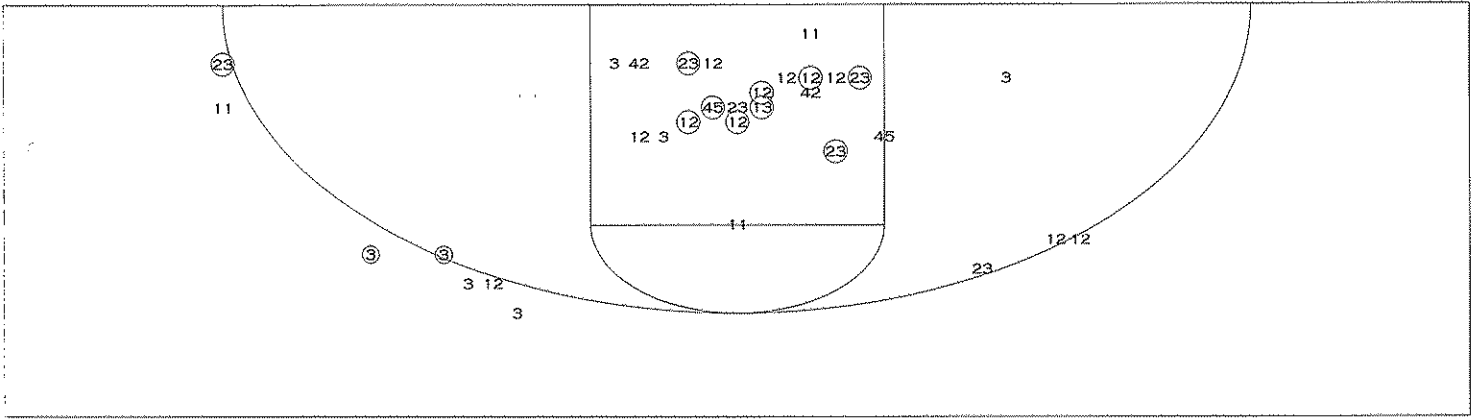
SCORING BREAKDOWN



SCORING RANGE

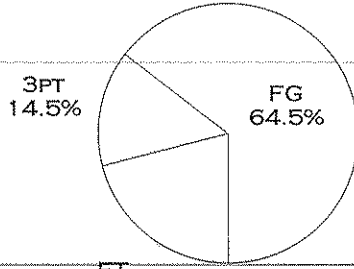


KHSAA BASKETBALL - TEAM SHOT CHART FOR THE GENERALS  
 CARLISLE COUNTY COMETS VS. LAFAYETTE GENERALS  
 DATE: 03/15/2001 TIME: 7:00 PM SITE: KHSAA BOYS' SWEET 16-RUPP ARENA

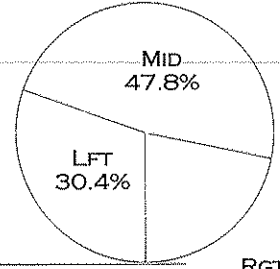


SHOT SUMMARY	M/A	%	PTS
3PT FG	3/10	30.0%	9
2Pt FG	20/39	51.3%	40
LAYUPS - L	4/4	100.0%	8
LAYUPS - R	5/7	71.4%	10
DUNKS	0/0	0.0%	0
PUTBACKS	2/6	33.3%	4
OVERALL SHOOTING	23/49	46.9%	49
FREE THROWS	13/19	68.4%	13
TOTAL POINTS			62

SCORING DISTRIBUTION




SCORING LOCATIONS

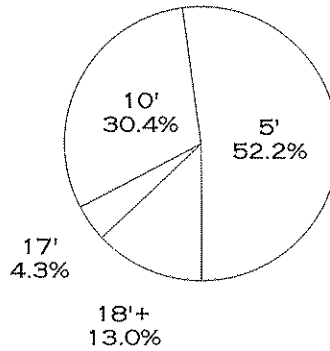


BY PERIOD	FG	FGA	FG%	3PT	3PA	3P%	FT	FTA	FT%	PTS	ORB	DRB	TR	PF	AST	TO	BS	ST	P/S
1ST PERIOD	5	14	35.7	0	2	0.00	0	1	0.00	10	5	0	5	4	1	1	2	2	0.71
2ND PERIOD	5	9	55.6	2	4	50.0	1	2	50.0	13	3	3	6	3	3	3	0	4	1.30
3RD PERIOD	4	14	28.6	0	3	0.00	3	5	60.0	11	2	0	2	6	3	2	0	6	0.69
4TH PERIOD	9	12	75.0	1	1	100	9	11	81.8	28	0	6	6	3	6	4	1	6	1.65
GAME	23	49	46.9	3	10	30.0	13	19	68.4	62	10	9	19	16	13	10	3	18	1.07

SCORING BREAKDOWN



SCORING RANGE



KHSAA BASKETBALL - PLAY BY PLAY REPORT - PERIOD: 3 (PG 1)  
 CARLISLE COUNTY COMETS VS. LAFAYETTE GENERALS  
 DATE: 03/15/2001 TIME: 7:00 PM SITE: KHSAA BOYS' SWEET 16-RUPP ARENA ATTENDANCE:

##	NAME	ACTION	ACTION	SCORE	CLOCK	DIFF	##	NAME	ACTION	ACTION
					3 8:00		3	J GENTRY	LEAVE GAME	
					3 8:00		12	R MADISON	LEAVE GAME	
					3 8:00		45	V HAZARD	LEAVE GAME	
					3 8:00		13	B RILEY	LEAVE GAME	
					3 8:00		42	D HALL	LEAVE GAME	
15	D WILLIAMS	LEAVE GAME			3 8:00					
30	D O'NEILL	LEAVE GAME			3 8:00					
40	P GONZALES	LEAVE GAME			3 8:00					
44	M HOSKINS	LEAVE GAME			3 8:00					
10	D LEMONS	ENTER GAME	FOR 14 K ARNOLD		3 8:00					
15	D WILLIAMS	ENTER GAME			3 8:00					
30	D O'NEILL	ENTER GAME			3 8:00					
40	P GONZALES	ENTER GAME			3 8:00					
44	M HOSKINS	ENTER GAME			3 8:00					
					3 8:00		3	J GENTRY	ENTER GAME	
					3 8:00		11	J FLOYD	ENTER GAME	
					3 8:00		12	R MADISON	ENTER GAME	
					3 8:00		23	Q ROBERTS	ENTER GAME	
					3 8:00		45	V HAZARD	ENTER GAME	
					3 7:33		11	J FLOYD	FG ATTEMPT	
30	D O'NEILL	DEF REBOUND			3 7:26					
15	D WILLIAMS	TURNOVER	(BAD PASS)		3 7:10		11	J FLOYD	3PT ATTEMPT	
44	M HOSKINS	DEF REBOUND			3 6:38					
10	D LEMONS	TURNOVER	(BAD PASS)		3 6:34		3	J GENTRY	TURNOVER	
44	M HOSKINS	LAYUP ATT	10 D LEMONS OFF REB		3 6:31					
10	D LEMONS	PUTBACK MADE		26-23	3 6:30	+3				
44	M HOSKINS	DEF REBOUND			3 6:05		3	J GENTRY	3PT ATTEMPT	
					3 5:49		45	V HAZARD	PERSONAL FOUL	
30	D O'NEILL	FT ATTEMPT	COMETS DEADBALL REB		3 5:49					
30	D O'NEILL	FT ATTEMPT	10 D LEMONS OFF REB		3 5:31		45	V HAZARD	PERSONAL FOUL	
					3 5:31		42	D HALL	ENTER GAME	FOR 45 V HAZARD
30	D O'NEILL	FT MADE		27-23	3 5:31	+4				
30	D O'NEILL	FT MADE		28-23	3 5:31	+5				
30	D O'NEILL	DEF REBOUND			3 5:13		42	D HALL	FG ATTEMPT	
30	D O'NEILL	TURNOVER			3 5:10					
					3 5:09		12	R MADISON	STEAL	
					3 5:05		12	R MADISON	FG ATTEMPT	GENERALS OFF REB
					3 4:53	+3	12	R MADISON	FG MADE	23 Q ROBERTS ASSIST
15	D WILLIAMS	TURNOVER	(BAD PASS)		3 4:13					
COMETS		DEF REBOUND			3 4:03		23	Q ROBERTS	LAYUP ATT	
COMETS		20 Sec TIME OUT			3 4:02		13	B RILEY	ENTER GAME	FOR 11 J FLOYD
30	D O'NEILL	LAYUP MADE	15 D WILLIAMS ASSIST	30-25	3 3:55					
10	D LEMONS	PERSONAL FOUL		30-27	3 3:45	+5				
34	M HOGENCAMP	ENTER GAME	FOR 40 P GONZALES		3 3:26	+3	23	Q ROBERTS	FG MADE	
30	D O'NEILL	TURNOVER		30-28	3 3:25	+2	23	Q ROBERTS	FT MADE	
30	D O'NEILL	BLOCK	44 M HOSKINS DEF REB		3 3:25					
44	M HOSKINS	TURNOVER			3 3:23		23	Q ROBERTS	STEAL	
44	M HOSKINS	PERSONAL FOUL			3 3:21		12	R MADISON	FG ATTEMPT	
10	D LEMONS	DEF REBOUND			3 3:18					
30	D O'NEILL	FG ATTEMPT	COMETS OFF REB		3 3:17		23	Q ROBERTS	STEAL	
44	M HOSKINS	FG MADE		32-28	3 3:16		12	R MADISON	FT ATTEMPT	GENERALS DEADBALL REB
					3 3:16		12	R MADISON	FT ATTEMPT	
					3 3:05					
15	D WILLIAMS	STEAL			3 3:03	+4				
44	M HOSKINS	LAYUP MADE		34-28	3 2:44		12	R MADISON	TURNOVER	(BAD PASS)
					3 2:41					
12	B HOSKINS	ENTER GAME	FOR 15 D WILLIAMS		3 2:40	+6	12	R MADISON	PERSONAL FOUL	
44	M HOSKINS	FT MADE		35-28	3 2:40	+7				
					3 2:40					
30	D O'NEILL	TURNOVER		35-30	3 2:18	+5	12	R MADISON	FG MADE	3 J GENTRY ASSIST
					3 2:06					
					3 2:06		3	J GENTRY	STEAL	
15	D WILLIAMS	ENTER GAME	FOR 12 B HOSKINS		3 2:02	+3	12	R MADISON	LAYUP MADE	3 J GENTRY ASSIST
42	J SOLOMON	ENTER GAME	FOR 10 D LEMONS		3 2:00					
44	M HOSKINS	TURNOVER			3 1:56					
					3 1:55		12	R MADISON	STEAL	
34	M HOGENCAMP	DEF REBOUND			3 1:50		23	Q ROBERTS	3PT ATTEMPT	13 B RILEY OFF REB
44	M HOSKINS	FT ATTEMPT	COMETS DEADBALL REB		3 1:48		13	B RILEY	PUTBACK ATT	
44	M HOSKINS	FT MADE		36-32	3 1:29		3	J GENTRY	PERSONAL FOUL	
34	M HOGENCAMP	BLOCK	30 D O'NEILL DEF REB		3 1:29	+4				
40	P GONZALES	ENTER GAME	FOR 34 M HOGENCAMP		3 1:13		3	J GENTRY	FG ATTEMPT	
42	J SOLOMON	TURNOVER			3 1:10		3	J GENTRY	PERSONAL FOUL	
					3 0:53					
15	D WILLIAMS	PERSONAL FOUL		36-33	3 0:52	+3	23	Q ROBERTS	STEAL	
				36-34	3 0:50	+2	3	J GENTRY	FT MADE	
					3 0:43		13	B RILEY	PERSONAL FOUL	
10	D LEMONS	ENTER GAME	FOR 42 J SOLOMON		3 0:43					

KHSAA BASKETBALL - PLAY BY PLAY REPORT - PERIOD: 3 (PG 2)  
CARLISLE COUNTY COMETS VS. LAFAYETTE GENERALS  
DATE: 03/15/2001 TIME: 7:00 PM SITE: KHSAA BOYS' SWEET 16-RUPP ARENA ATTENDANCE:

##	NAME	ACTION	ACTION	SCORE	CLOCK	DIFF	##	NAME	ACTION	ACTION
44	M HOSKINS	FG ATTEMPT	40 P GONZALES OFF REB		3 0:01					

END OF PERIOD SUMMARY COMETS 36 GENERALS 34

LARGEST LEAD: COMETS 20 GENERALS 10 (10 PTS)  
LEAD IN PERIOD: COMETS 35 GENERALS 28 (7 PTS)

9 FOR 6 OPPO PTS  
4 FOR 4 PTS  
4/7 FOR 57.1 %  
4/7 FOR 57.1 %

TURNOVERS  
2ND CHANCES  
FIELD GOALS  
FREE THROWS

LEAD CHANGES: 0 TIES: 1  
LEAD CHANGES: 0 TIES: 0 (THIS PERIOD)  
2 FOR 5 OPPO PTS  
2 FOR 0 PTS  
4/14 FOR 28.6 %  
3/5 FOR 60.0 %